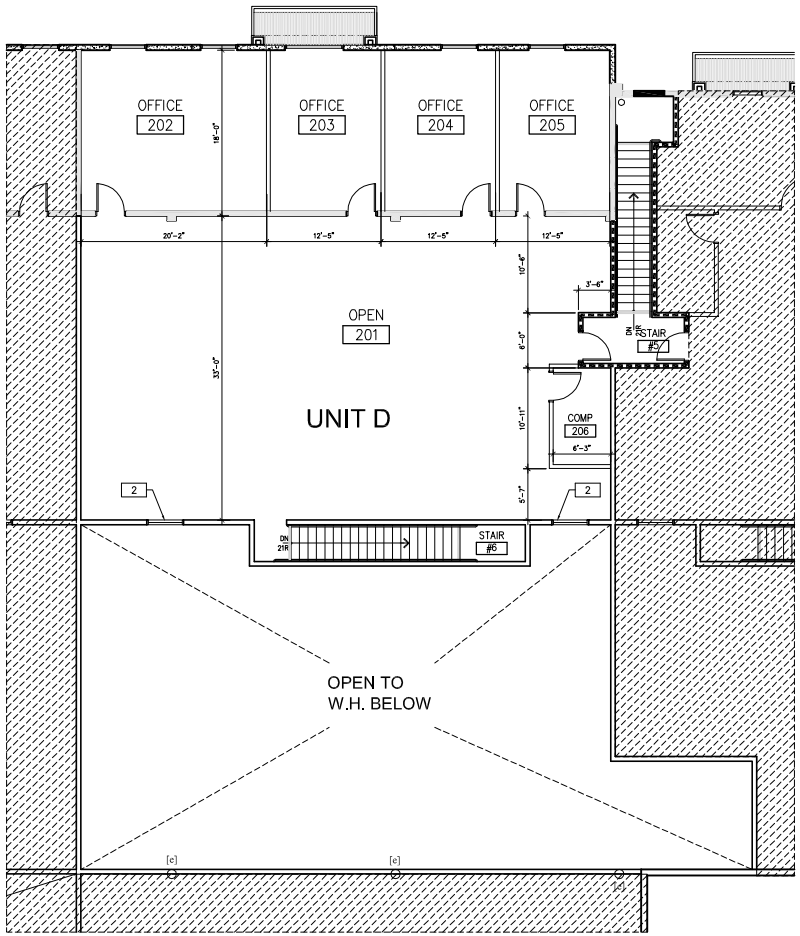


UNIT D UPPER LEVEL PLAN

SCALE: 3/16" = 1'-0"

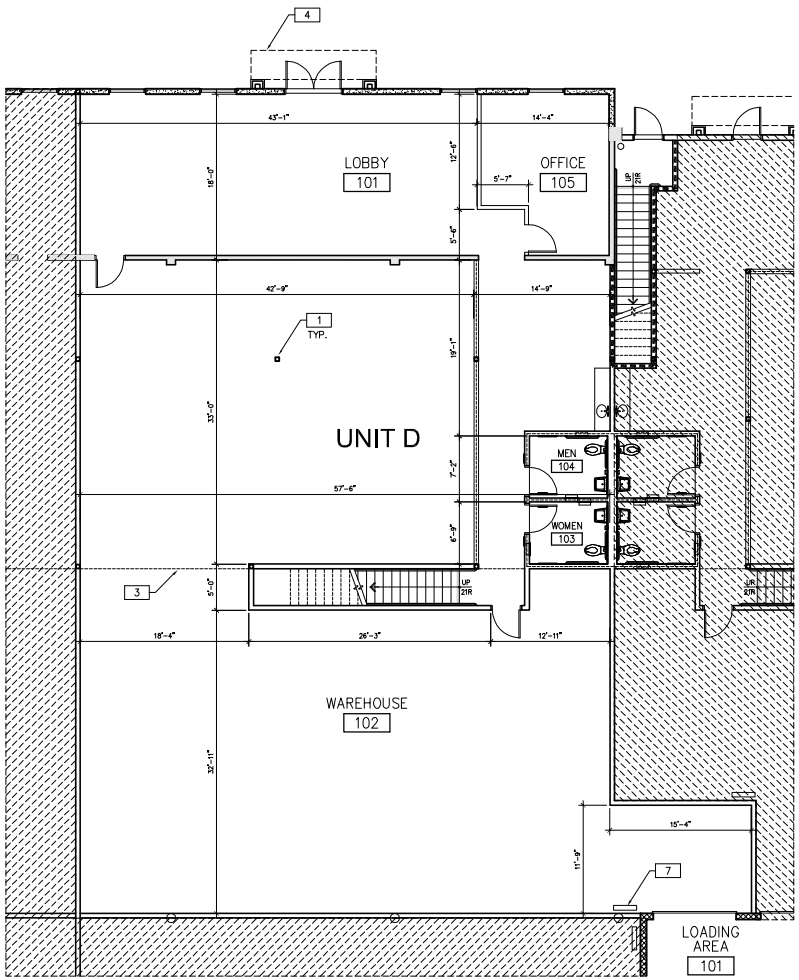


UNIT D LOWER LEVEL PLAN

SCALE: 3/16" = 1'-0"

## FLOOR PLAN GENERAL NOTES

1. ALL DIMENSIONS ARE TO FACE OF CURB, FACE OF CONCRETE OR MASONRY, FACE OF FRAMING, OR CENTERLINE OF GRID UNLESS NOTED OTHERWISE.
2. FINISH FLOOR ELEVATIONS ARE TO TOP OF CONCRETE, UNLESS NOTED OTHERWISE.
3. GENERAL CONTRACTOR SHALL MAINTAIN THE JOB SITE IN A CLEAN AND ORDERLY CONDITION, FREE OF DEBRIS AND LITTER. UPON COMPLETION, ALL CONTRACTORS SHALL REMOVE THEIR TRASH AND DEBRIS FROM THE PREMISES. ALL AREAS TO BE BROOM CLEANED.
4. ALL CONDUIT PIPING, IN ELECTRICAL ROOM TO BE CONCEALED WITHIN THE WALL CONSTRUCTION.
5. WHERE ELECTRICAL, MECHANICAL AND/OR PLUMBING ITEMS, SUCH AS LIGHTS, DUCTS, PIPING, DOWNSPOUTS, ETC. TO PENETRATE ANY BUILDING FOOTINGS, SLABS, FLOORS, STRUCTURAL FRAMING, WALL PARTITIONS, CEILINGS, ETC., IT IS REQUIRED THAT AN APPROPRIATELY SIZED OPENING OR CLEARANCE BE FURNISHED. CONTRACTOR SHALL COORDINATE THE INSTALLATION OF ALL ITEMS WITH THE CONSTRUCTION DOCUMENTS PRIOR TO THE INSTALLATION OF STRUCTURAL, MECHANICAL, PLUMBING AND ELECTRICAL WORK. ANY CONFLICT OR DISCREPANCY WITHIN CONSTRUCTION DOCUMENTS SHALL BE BROUGHT TO THE ARCHITECT'S ATTENTION FOR CLARIFICATION. ANY WORK INSTALLED IN CONFLICT WITH THE ARCHITECTURAL DRAWINGS SHALL BE CORRECTED BY CONTRACTOR AT NO EXPENSE TO ARCHITECT OR OWNER.
6. DOOR OPENINGS IN PARTITIONS NOT DIMENSIONED ARE TO BE LOCATED WITHIN 4" OF ADJACENT PERPENDICULAR PARTITION. PROVIDE 18" CLEAR AT STRIKE SIDE.
7. ALL INTERIOR PARTITIONS SHALL BE TAPED AND SANDED SMOOTH TO RECEIVE PAINT OR WALL FINISH MATERIAL.
8. USE WATER RESISTANT GYPSUM BOARD AT ALL AREAS SUBJECT TO MOISTURE OR WHERE TILE IS USED.
9. PREPARE ALL FLOOR SURFACES AND WALLS AS REQUIRED TO RECEIVE FINISHES.
10. FURNISH AND INSTALL 16 GAUGE GALVANIZED METAL WALL BACKING AT BUILT-IN MILLWORK, LAVATORIES, DOOR STOPS, HANGING WALL EQUIPMENT, ETC. VERIFY EXACT BACKING LOCATIONS PRIOR TO INSTALLATION.
11. FIELD MEASURE AS REQUIRED FOR ALL DOORS, WINDOWS OPENING AND MILLWORK PRIOR TO FABRICATION.
12. ALL CONSTRUCTION WORK SHALL BE IN ACCORDANCE WITH UNIFORM BUILDING CODE AND LOCAL AMENDMENTS.
13. ALL HOT WATER LINES SHALL BE PROPERLY INSULATED. SEE PLUMBING DRAWINGS.
14. CONTRACTOR SHALL VERIFY SIZE AND LOCATION OF DUCT OPENINGS AND PLUMBING RUNS WITH MECHANICAL SUB-CONTRACTOR BEFORE FRAMING OPENINGS IN WALLS, FLOORS, ROOF, ETC.
15. PROVIDE AND LOCATE, ACCESS DOORS AND PANELS IN THE WALL AND CEILING CONSTRUCTION AS REQUIRED TO PROVIDE ACCESS TO MECHANICAL, FIRE SPRINKLER, PLUMBING AND ELECTRICAL WORK. CONTRACTOR SHALL SUBMIT A PLAN OF ALL PROPOSED LOCATIONS TO ARCHITECT FOR APPROVAL PRIOR TO INSTALLATION.
16. ALL PLUMBING CLEANOUTS SHALL BE INSTALLED WHERE READILY ACCESSIBLE. CONTRACTOR SHALL COORDINATE ALL CLEANOUT LOCATIONS WITH EQUIPMENT, AND CABINETS. SUBMIT A PLAN OF ALL PROPOSED LOCATIONS TO ARCHITECT FOR APPROVAL PRIOR TO INSTALLATION.
17. PROVIDE AND INSTALL STIFFENERS, BRACING, BACK-UP PLATES AND/ OR SUPPORTING BRACKETS AS REQUIRED FOR THE INSTALLATION OF WALL MOUNTED OR SUSPENDED MECHANICAL, ELECTRICAL AND MISCELLANEOUS EQUIPMENT.
18. ALL EXITS SHALL HAVE EXIT SIGNS AND ALL BLIND CORRIDOR TURNS SHALL HAVE DIRECTIONAL EXIT SIGNS.
19. REFERENCE PLUMBING, CIVIL, AND SITE PLANS FOR SIZE AND ROUTING OF ROOF DRAINAGE CONNECTION TO UNDERGROUND STORM DRAIN OR RUN TO DAYLIGHT AS SHOWN.
20. REFERENCE INTERIOR FINISH SCHEDULE FOR ALL INTERIOR FINISHES.
21. PROVIDE SOUND INSULATION AT PERIMETER WALLS OF RESTROOMS, LOBBY, STAIRS, AND ACROSS CEILING OF RESTROOMS TO CREATE AN ACOUSTIC ENVELOPE.
22. ALL ENCLOSED PORTIONS OF BUILDINGS CUSTOMARILY OCCUPIED BY HUMAN BEINGS SHALL BE PROVIDED WITH NATURAL VENTILATION BY MEANS OF OPENABLE EXTERIOR OPENINGS WITH AN AREA NOT LESS THAN 1/20 OF THE TOTAL FLOOR AREA OR SHALL BE PROVIDED WITH A MECHANICALLY OPERATED VENTILATION SYSTEM. SUCH MECHANICALLY OPERATED VENTILATION SYSTEM SHALL BE CAPABLE OF SUPPLYING A MINIMUM OF 15 CUBIC FEET PER MINUTE OF OUTSIDE AIR PER OCCUPANT DURING SUCH TIME AS THE BUILDING IS OCCUPIED. IF THE VELOCITY OF AIR AT A REGISTER EXCEEDS 10 FEET PER SECOND, THE REGISTER SHALL BE PLACED MORE THAN 8 FEET ABOVE THE FLOOR DIRECTLY BENEATH. CBC SECTION 1202.2.1.

## LEGEND

- EXISTING CONCRETE WALL TO REMAIN
- IN-FILL EXISTING WALL OPENING
- EXTERIOR PLASTER WALL OVER METAL STUD (1/A8.2)
- 4'-0" HIGH CMU. WALL WITH 1-HR WOOD STUD FRAMED WALL W/PLASTER FINISH ABOVE CMU TO UNDERSIDE OF DECK (11/12/A8.2)
- 4'-0" HIGH CMU. WALL WITH 1-HR METAL STUD FRAMED WALL W/PLASTER FINISH ABOVE CMU TO UNDERSIDE OF DECK (11/12/A8.2)
- FULL HEIGHT 1-HR RATED PARTITION (10/A8.2)
- FULL HEIGHT NON-RATED PARTITION TO STRUCTURE (5/A8.2)
- INTERIOR PARTITION TO 6" ABOVE CEILING (4/A8.2)
- [e] EXISTING COLUMNS, SEE STRUCTURAL DWGS.
- [n] NEW COLUMN, SEE STRUCTURAL DWGS.

## FLOOR PLAN NOTES

1. STRUCTURAL COLUMN, SEE STRUCTURAL DRAWINGS.
2. 4'-0" X 3'-0" WINDOW WITH 1/2" THICK GLAZING, INSTALL AT 42" AFF.
3. MEZZANINE LINE ABOVE.
4. METAL CANOPY ABOVE.
5. ROOF ACCESS LADDER.
6. EXISTING INSULATED WALL, IN-FILL GYPSUM BOARD IN OPEN AREA TO UNDERSIDE OF STRUCTURE.
7. ELECTRICAL SWITCHGEAR/EQUIPMENT, SEE ELECTRICAL DRAWINGS.

## KEY PLAN

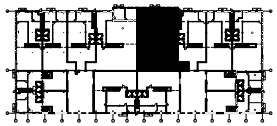

THESE DRAWINGS AND SPECIFICATIONS ARE THE PROPERTY AND COPYRIGHT OF WARE MALCOMB AND SHALL NOT BE USED ON ANY OTHER WORK EXCEPT BY AGREEMENT WITH WARE MALCOMB. WRITTEN DIMENSIONS SHALL TAKE PREFERENCE OVER SCALED DIMENSIONS AND SHALL BE VERIFIED ON THE JOB SITE. ANY DISCREPANCY SHALL BE BROUGHT TO THE NOTICE OF WARE MALCOMB PRIOR TO THE COMMENCEMENT OF ANY WORK.

WARE MALCOMB
10 cushman
irvine california 92618
p 949.830.1253 f 949.830.1355
irvine
los angeles
san francisco california
sacramento
san diego
denver
chicago
new jersey
architecture
planning
interiors
environments

M2 properties
VALENCIA
BUSINESS CENTER
1382 VALENCIA
TUSTIN, CALIFORNIA

Lee & Associates®
COMMERCIAL REAL ESTATE SERVICES
John Collins
Ewan Choate
949.724.1000

DRAWN BY: A. VARGAS
JOB NO.:

SHEET
A2.1D

I:\Jobs\05\M2 Properties\05101900 - Valencia Business Center\Cad\CD\client marketing\Office\05194210 OFFICE MARKETING.dwg